



## How to Create ICEE account

1. Log in into this webpage: <http://icee.event.upi.edu/2021/info/download>
2. Then klik create user account

The screenshot shows the ICEE 2021 website interface. At the top, there is a navigation bar with the ICEE logo, the text "ICEE International Conference On Elementary Education 2021", and a login section with fields for "Username or E-mail" and "Password", and a "Login" button. Below the login section are links for "Create User Account" and "Forgot login?". The main content area features a "TIMELINE AND PUBLICATION" section with a circular timeline of key dates:

- OCTOBER 21**: Deadline of Abstract Submission
- OCTOBER 28**: Information of Abstract Acceptance
- NOVEMBER 5**: Full Paper and Presentation Submission
- NOVEMBER 8**: Information of Full Paper Acceptance
- NOVEMBER 15**: Deadline for Registration
- NOVEMBER 27**: Conference Day

The website is accessed via a browser with the URL <http://icee.event.upi.edu/2021>. The Windows taskbar at the bottom shows the date as 22/09/2021 and the time as 17:31.

### 3. Add your username, password and email

The account can be used in all conferences/events organized by Universitas Pendidikan Indonesia. **DO NOT** create a new one if you have made it before.

**Account**

Username

Password

Verify Password

Email Address

**Personal Data**

The account can be used in all conferences/events organized by Universitas Pendidikan Indonesia. **DO NOT** create a new one if you have made it before.

**Account**

Username   
Username Available.

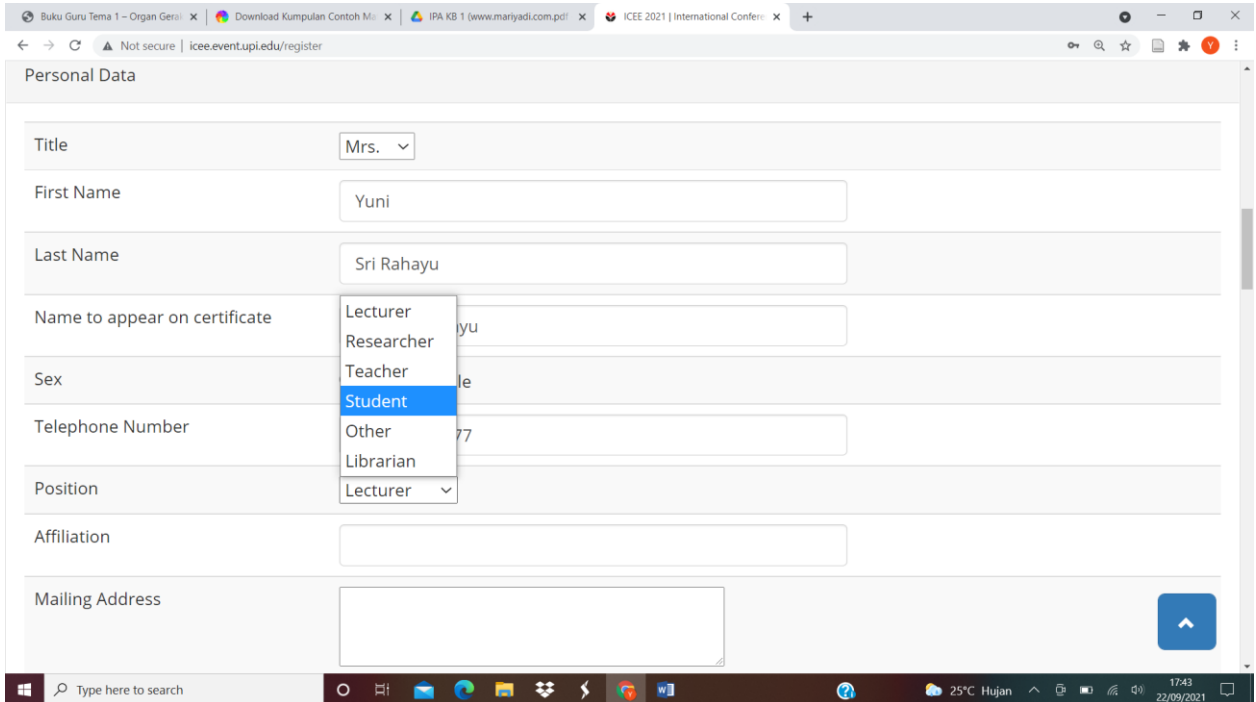
Password

Verify Password

Email Address

**Personal Data**

## 4. Then add your personal data



Personal Data

Title: Mrs.

First Name: Yuni

Last Name: Sri Rahayu

Name to appear on certificate:   
 Lecturer  
 Researcher  
 Teacher  
 Student  
 Other  
 Librarian

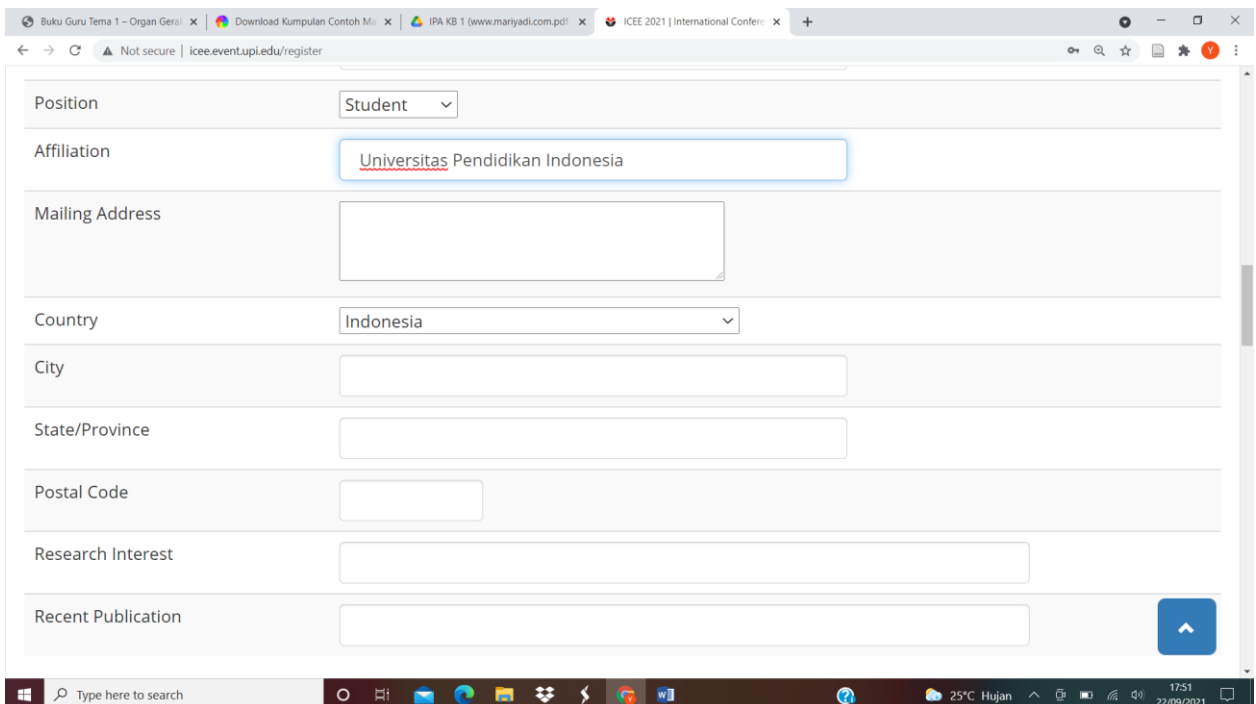
Sex:   
 Male  
 Female

Telephone Number: 77

Position: Lecturer

Affiliation:

Mailing Address:



Position: Student

Affiliation: Universitas Pendidikan Indonesia

Mailing Address:

Country: Indonesia

City:

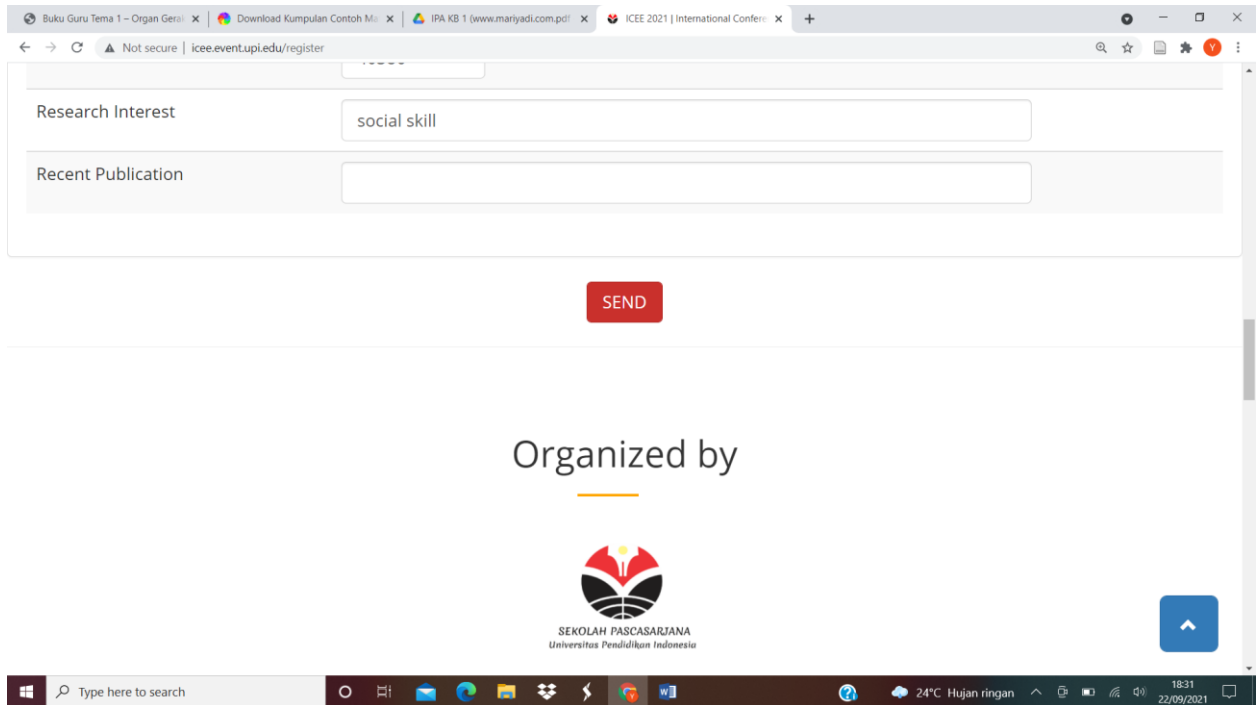
State/Province:

Postal Code:

Research Interest:

Recent Publication:

5. Add research interest based on your interest. And your recent publication which has published but if you don't have, you may ignore it. Then klik send



The screenshot shows a web browser window with the URL [icee.event.upi.edu/register](http://icee.event.upi.edu/register). The form contains two input fields: "Research Interest" with the text "social skill" and "Recent Publication" which is empty. Below these fields is a red "SEND" button. Underneath the button, the text "Organized by" is followed by the logo of SEKOLAH PASCASARJANA Universitas Pendidikan Indonesia. The Windows taskbar at the bottom shows the date and time as 18:31 on 22/09/2021.